

# **Application Procedure for LL.M. Course, Academic Year 2025-2026**

- 1) Candidates will have to follow online link given below to fill college LLM admission form.**
- 2) Candidates will also have to fill the Anti-Ragging Undertaking format given below.**

**LL.M. Course Admission Fees: Rs. 7030/-.**

**Online Form fill-up to start from 03/02 /2026 (Tuesday) from 04:00 PM to 06/02/2026 (Friday). The below given link for admission will remain open only for the above said period.**

**The date for physical verification of documents will be on 06/02/2026 (Friday) & 07/02/2026 (Saturday) from 10:00 am to 1:00 pm on both the said dates.**

**Candidates may interact with college if there be any need through the below mentioned Email-id or Mobile Nos. mentioning their Name and Application Number.**

**[Email Id – jcclc.kolkata@gmail.com](mailto:jcclc.kolkata@gmail.com)**

**Time to contact on following Mobile Nos. is between 11:00AM to 5:00 PM on college working days.**

**+91 7980899144**

**+91 7602366330 (Queries related to filling of Anti Ragging Undertaking)**

**+91 7890743869**

**+91 9681199511**

**Follow guidelines below.**

**Sd./-**

**Principal**

**Jogesh Chandra Chaudhuri Law College**

# JOGESH CHANDRA CHAUDHURI LAW College

## LLM ADMISSION 1<sup>st</sup> Year (2025-2026) Manual

**For best view experience use Google chrome**

**Kindly go to the Cyber Cafe and Complete the Admission Process**

### **Step-1**

Visit this Link: <https://jcclawerp.in/LLMregform.aspx>

APPLICATION FORM FOR ADMISSION TO LLM ADMISSION 2025-2026

Date of Admission : 02/02/2026

Session : 2025-2026

Note :- fields marked with an asterisk (\*) are required

Entrance Test for 2 years L.L.M

Form No :\*

Rank :\*

Passed From University (BALLB/BALLB Hons) :\*

Course Type :\*

Find

**Note: Select the University from where you have passed your BA.LLB or BALLB Hons course**

Fill the Form No. and Rank, then click on **Find** button.

## Step-2

### APPLICATION FORM FOR ADMISSION TO LLM ADMISSION 2025-2026

**Date of Admission :** 02/02/2026

**Session :** 2025-2026

Note :- fields marked with an asterisk (\*) are required

Entrance Test for 2 years L.L.M

**Form No :\***

**Rank :\***

**Passed From University (BALLB/BALLB Hons) :\***

**Course Type :\***

**Applicant Name : \***

**Date Of Birth(dd/mm/yyyy) : \***

**Mobile No : \***

**Email ID : \***

**University Registration Number : \***

**University Registration Year :\***

**University Roll Number :\***

**Blood Group :**

**Mother Name : \***

**Father/Husband Name : \***

**Name of Examination(BALLB/LLB/BALLB(HONS)/LLB(HONS) \***

**Year with Roll No :- \***

**Division or Class \***

**College Name \***

**Name of the Council/University \***

**Full Marks of the Examination \***

**Total Marks Secured \***

**Percentage**

#### Document Upload Area :

Downloaded Admission Slip – BELOW 150 KB . FILE TYPE  
JPG(Mandatory)

Choose file No file chosen

PHOTO UPLOAD – BELOW 50 KB . FILE TYPE JPG(Mandatory)

Choose file No file chosen

SIGNATURE UPLOAD- BELOW 50 KB . FILE TYPE JPG(Mandatory)

Choose file No file chosen

Age Proof(Admit Card/Certificate of Madhyamik/Equivalent  
Examination/Birth Certificate) UPLOAD- BELOW 150 KB . FILE TYPE  
JPG(Mandatory)

Choose file No file chosen

Final Year Mark sheet of B. A. LL.B /B.A.LL.B (HONS) /LL.B – BELOW  
150 KB . FILE TYPE JPG(Mandatory)

Choose file No file chosen

(10+2) Mark sheet or Equivalence marksheet Documents – BELOW  
150 KB . FILE TYPE JPG(Mandatory)

Choose file No file chosen

AADHAR UPLOAD- BELOW 150 KB . FILE TYPE JPG(Mandatory)

Choose file No file chosen

PHOTO UPLOAD – BELOW 50 KB . FILE TYPE JPG(Mandatory)	<input type="button" value="Choose file"/> No file chosen
SIGNATURE UPLOAD- BELOW 50 KB . FILE TYPE JPG(Mandatory)	<input type="button" value="Choose file"/> No file chosen
Age Proof(Admit Card/Certificate of Madhyamik/Equivalent Examination/Birth Certificate) UPLOAD- BELOW 150 KB . FILE TYPE JPG(Mandatory)	<input type="button" value="Choose file"/> No file chosen
Final Year Mark sheet of B. A. LL.B /B.A.LL.B (HONS) /LL.B – BELOW 150 KB . FILE TYPE JPG(Mandatory)	<input type="button" value="Choose file"/> No file chosen
(10+2) Mark sheet or Equivalence marksheet Documents – BELOW 150 KB . FILE TYPE JPG(Mandatory)	<input type="button" value="Choose file"/> No file chosen
AADHAR UPLOAD- BELOW 150 KB . FILE TYPE JPG(Mandatory)	<input type="button" value="Choose file"/> No file chosen
<b>Besides those mentioned below following documents are also mandatory, if applicable :</b>	
Physically Challenged Certificate UPLOAD- BELOW 150 KB . FILE TYPE JPG(Optional)	<input type="button" value="Choose file"/> No file chosen
EWS Certificate UPLOAD- BELOW 150 KB . FILE TYPE JPG(Optional)	<input type="button" value="Choose file"/> No file chosen
Cast Certificate UPLOAD- BELOW 150 KB . FILE TYPE JPG(Optional)	<input type="button" value="Choose file"/> No file chosen
BPL Certificate UPLOAD- BELOW 150 KB . FILE TYPE JPG(Optional)	<input type="button" value="Choose file"/> No file chosen
Migration Certificate UPLOAD- BELOW 150 KB . FILE TYPE JPG(Optional)	<input type="button" value="Choose file"/> No file chosen
Equivalence Certificate UPLOAD- BELOW 150 KB . FILE TYPE JPG(Optional)	<input type="button" value="Choose file"/> No file chosen
Registration Certificate (for already registered candidates) UPLOAD- BELOW 150 KB . FILE TYPE JPG(Optional)	<input type="button" value="Choose file"/> No file chosen
<input type="checkbox"/> I declare that a hard copy of the Anti-Ragging undertaking documents as per UGC guidelines will be submitted by me to the college at the time of physical verifications of the documents.	
<input type="button" value="Submit"/>	

Once the entire form is completed, please click the 'Submit' button.

**Please wait a few seconds after submitting your application. You will then see the application confirmation screen, as shown in the image below.**

### Step-3

Admission form submitted successfully.

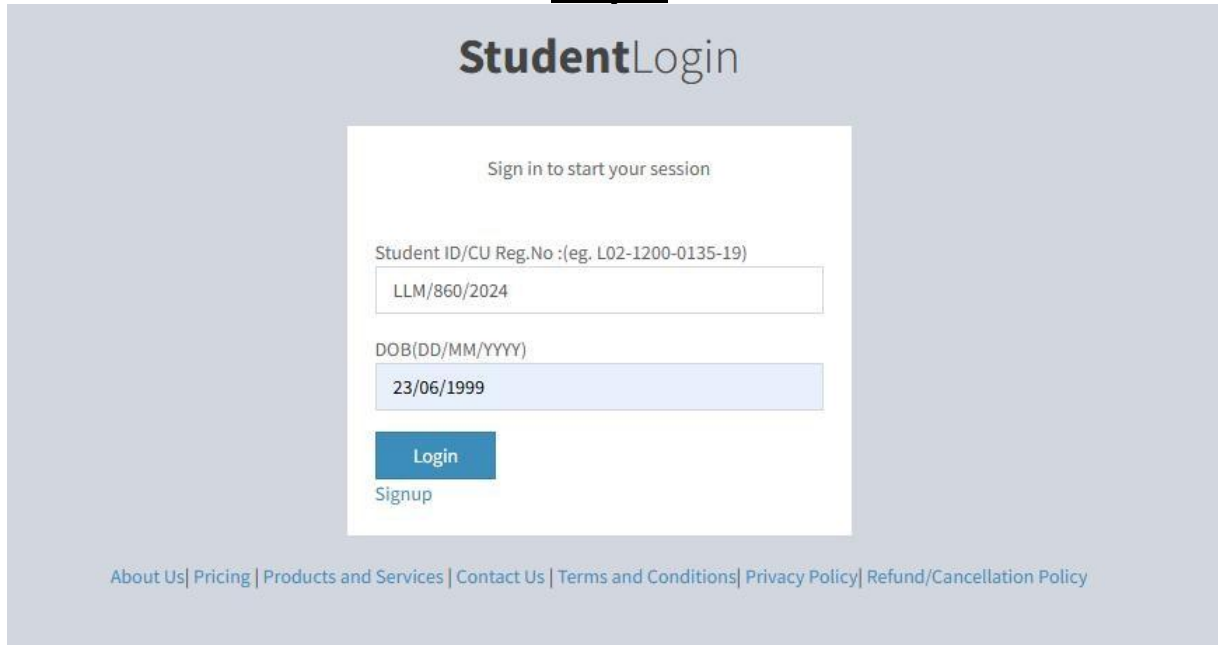
Studnet Admission Details :	
Student Id :	2602021652
Name :	
Mobile :	
Date of Birth :	
Session :	2025-26
Course :	LL.M
Sem/Year :	1
Form No :	26005688875
Rank No :	21

**\*\* Note: Use your login credentials (Student ID or Mobile Number and Date of Birth) to make the online payment for your registered course. \*\***

Click on **Go to Login** button.

Login: <https://jcclawerp.in/Students/Login.aspx>

#### **Step-4**

The image shows a web interface for 'StudentLogin'. At the top, the text 'StudentLogin' is displayed in a large, bold font. Below this, there is a white rectangular box containing the login form. Inside the box, the text 'Sign in to start your session' is centered. Below this, there are two input fields. The first field is labeled 'Student ID/CU Reg.No :(eg. L02-1200-0135-19)' and contains the text 'LLM/860/2024'. The second field is labeled 'DOB(DD/MM/YYYY)' and contains the text '23/06/1999'. Below these fields, there is a blue button labeled 'Login' and a link labeled 'Signup'. At the bottom of the white box, there is a footer with several links: 'About Us', 'Pricing', 'Products and Services', 'Contact Us', 'Terms and Conditions', 'Privacy Policy', and 'Refund/Cancellation Policy'.

If you have already **filled up the admission form** then enter your **Student ID/Mobile Number** and **DOB** (Date of birth) and click on **“Login”** button. then complete this process as following:

#### **Step-5**

Open the below screen and complete your profile and click on “Save” Button.

(\*\* Note: If you have already uploaded photo/signatures. at the time of form fill up no documents are needed to upload it again \*\*)

Acsys ERP

Test Student 4

My Profile

Please update all details (please ignore if already done).

Student ID: LLM/860/2024

Name: Test Student 4

CU Registration No: L02-0000-9780-00

Course Type: -Select-

Stream: LLM

Admission Session: 2010-11

Semester/Year: 1

University Roll No: 1111111

(Format eg. L00/LLB /1900000)

College Roll:

First Name:

Middle Name:

Last Name:

Father's Name: Test Father

Mother's Name: Test Mother

Date Of Birth(dd/mm/yyyy): 23/06/1999

Nationality: INDIAN

## Step-6

Click on **My payments** menu and show this below screen:

(\*\* Note: Complete Student Profile Before fee payment \*\*)

Acsys ERP

My Payments

COURSE: LLM

Current Sem/Year:

STUDENT NAME:

STUDENT ID:

CU Reg.No:

**Pending Fees**

**Pay Now**

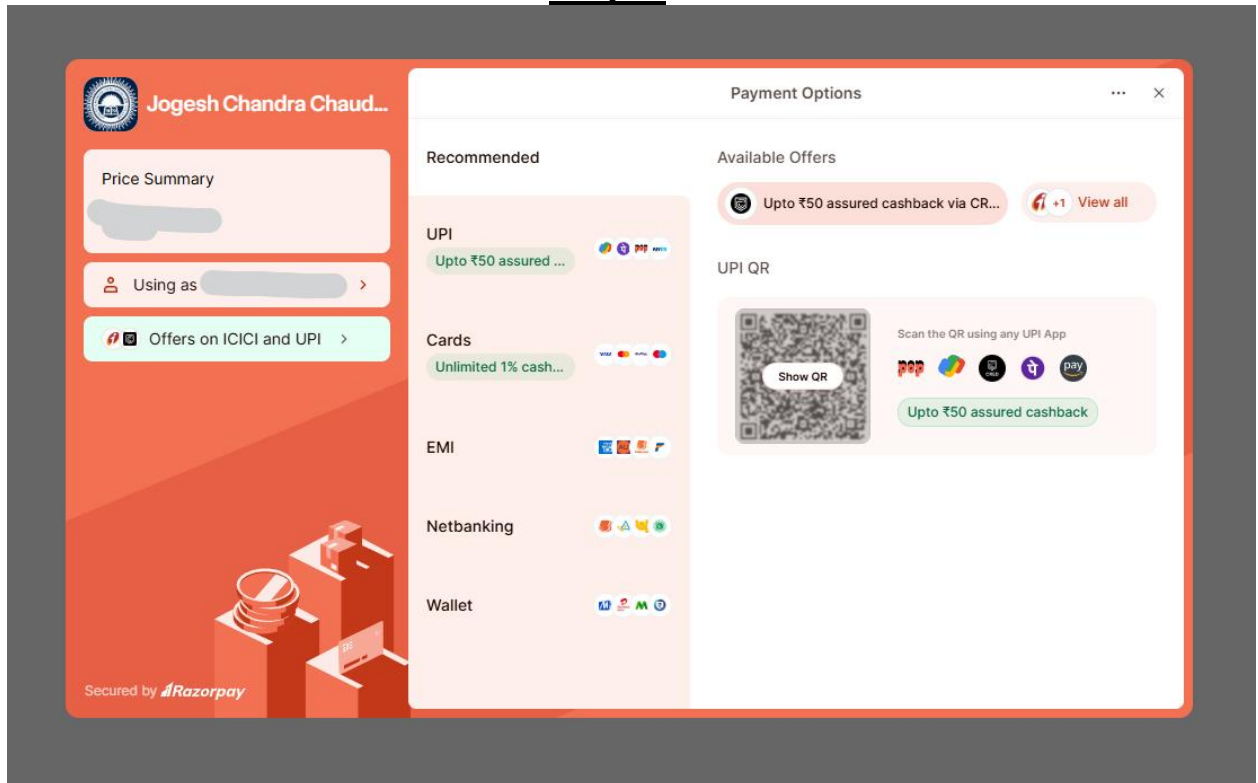
Sl.No.	Semester/Year	Fees Name	Fees Amount	Last Date
<input checked="" type="checkbox"/>	1	Admission Fees		02 Feb 2026 23:50:00

**Paid Fees**

No Record Found

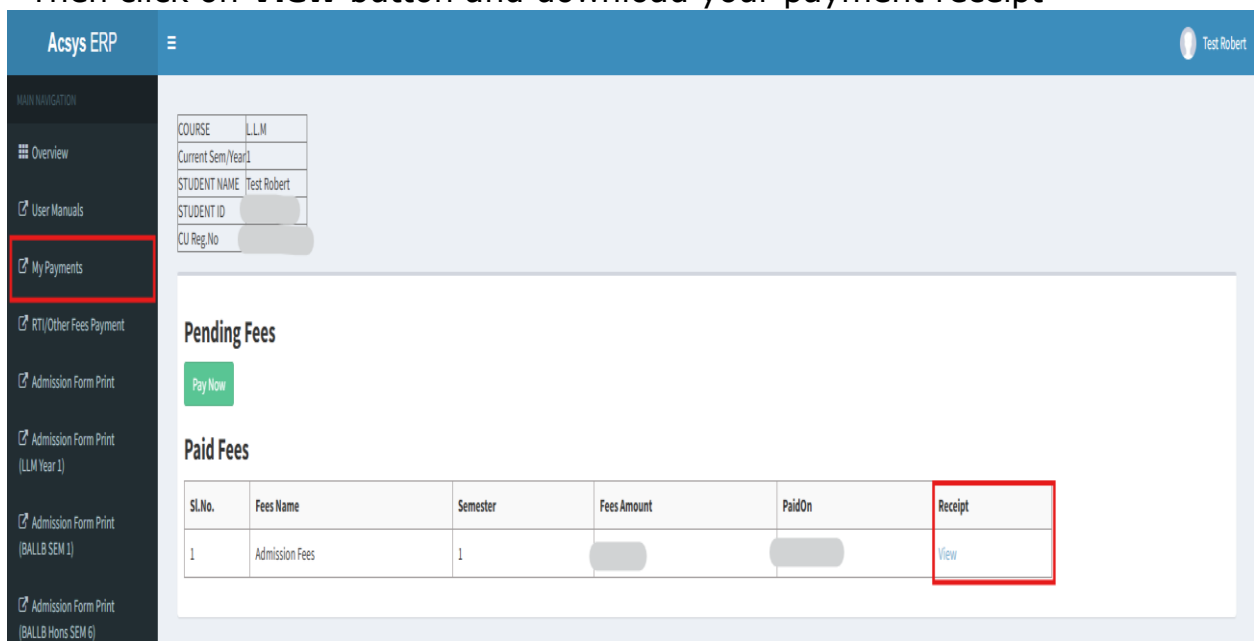
Select the check box and click on **Pay Now** button

## Step-7



## Step-8



Then click on **View** button and download your payment receipt



## Step-9

Click on "**Admission Form print LLM Year 1 (In Side Menu bar)**".  
Admission form as like:

(\*\* Note: Complete Student Profile Before Admission Form Print. \*\*)



**Jogesh Chandra Chaudhuri Law College**  
(AFFILIATED TO THE UNIVERSITY OF CALCUTTA)  
30, Prince Anwar Shah Rd, Badam Talla, Tollygunge, Kolkata, West Bengal 7000  
Phone: 033-24175467, 033-24224319  
Website: www.jcclawcollege.in

Entrance Test for 2 years LLM	Date of Admission :-02/02/2026
Form No- [REDACTED]	Class . . . . . Roll No . . . . .
Rank- 21	Section . . . . .
	Session .2025-2026. . . . .

(FOR OFFICE USE ONLY)

Form No.- 1738    Student ID [REDACTED]

**APPLICATION FORM FOR ADMISSION TO 2 - YEARS L.L.M COURSE**

1. Name of the Applicant in Block Letters - [REDACTED] (Miss or Mrs. in case of Women)	
2. Name of the Father/Husband of the Applicant - [REDACTED]    Mother Name - PS	
a) Occupation - Business	
b) Total Annual Income - 0	
3. Name of the Guardian, if the father is not alive/Name of local Guardian and Address with Police Station & Phone No. - Na	
4. a) Permanent Home address with nearest Rly. Stn./Police Stn. [REDACTED]	
b) Country - INDIA	c) State - West Bengal    d) Pin - [REDACTED]
e) Nationality- INDIAN	f) Religion - Hinduism    g) Gender- Male
h) Category- Gen	i) Physically Challenged - NO

**Note: Now your admission process is completed successfully. Kindly print your admission form and payment confirmation receipt and submit to college as per notification.**



**FORMAT**  
**OF**  
**ANTI-RAGGING UNDERTAKING**

**Undertaking to be Filled-in and signed by the Students and the Parents of Newly Admitted Students in the following Format at the time of admission**

I, Mr. / Ms....., Application No. **2609**....., student of Programme: **2 YR. LL.M.**, Dept of **LAW**, Stream: **LAW**, Roll. No....., Name of the Institute/ College:.....a permanent resident of .....  
..... (mention permanent home address with mobile no.), do hereby undertake on this day..... month ..... year ....., the following:

1. That, I am aware of the system of punishment in case of ragging to other student(s) and thereafter, in case I am found to be involved in any case of ragging, in any form whatsoever, I am liable for any punishment, including, but not limited to, the following :-
  - a) Cancellation of admission;
  - b) Suspension from attending classes;
  - c) Withholding /Withdrawing Scholarship/Fellowship and/or any other benefits;
  - d) Debarring from appearing for any test/examination and /or other evaluation process;
  - e) Withholding result of any test/ examination;
  - f) Debarring from representing the Institute in any campus interview;
  - g) Debarring from representing the Institute from attending/participating in any national of international meet/ tournament / youth / festival, etc.;
  - h) Suspension/expulsion from the hostel;
  - i) Rustication from the Institute for such period as may be decided by competent authorities;
  - j) Expulsion from the Institute and consequent debarring from admission to any other educational institution, for such period as may be decided by competent authorities;
2. That, I, hereby, declare that, I am aware of the directives of the Supreme Court of India.
3. That, I, further declare that, I fully understand the meaning of 'Ragging' and know that ragging in any form is a punishable offence and the same is banned by the Laws of the land.
4. That, I also understand that, in case, I am involved in ragging, the law will take its own course and I will be liable for such punishment and may be deemed fit and proper by competent authorities.

Date:

\_\_\_\_\_  
Signature

Name of the student:.....

**DECLARATION BY PARENT / GUARDIAN**

I, Mr./Mrs./Miss ....., hereby, fully endorse the undertaking given by my child/ward,, Here in above and I, further declare that in case of the violation of any of the declaration made in this undertaking by my child/ ward will be liable for such punitive action as may be prescribed by the competent authorities, for which we will be held solely responsible.

Date:

\_\_\_\_\_  
Signature of Mother/Father/Guardian

Contact No.....

Name:.....

**(DULY FILLED IN FORMAT OF THIS ANTI-RAGGING UNDERTAKING ALONG WITH OTHER DOCUMENTS IN A SINGLE PDF (WITHIN 2 MB FILE SIZE) ON THE ADMISSION PORTAL BY LOGIN CANDIDATE'S USER ID & PASSWORD WITHIN THE STIPULATED DATE. AN AFFIDAVIT OF THE SAME BY NOTARY PUBLIC ON STAMP PAPER OF Rs. 10/- TO BE SUBMITTED IN ORIGINAL IN THE RESPECTIVE COLLEGE PRIOR TO COMMENCEMENT OF CLASS.)**